







**Gymnova London Men's Open
Westminster Shield
Saturday 13th March 2010**

Westminster Shield: Final Individual Positions

No	Name	Club													TOTAL	O/A POS
			SVA	Score	SVA	Score	SVA	Score	SVA	Score	SVA	Score	SVA	Score		
352	Daniel Keatings	HOGC	6.0	15.400	6.7	15.700	5.5	14.100	6.2	15.750	6.0	15.000	5.5	14.550	90.500	1
344	Daniel Purvis	Southport YMCA	6.4	15.250	5.8	13.950	5.7	14.650	6.6	16.000	5.7	14.600	5.4	13.600	88.050	2
345	Kristian Thomas	Earls	6.2	14.450	5.9	14.600	5.7	14.200	6.6	16.250	5.3	14.300	5.7	13.300	87.100	3
340	Ruslan Panteleymonov	Hinckley	5.7	14.350	5.3	13.750	5.5	13.900	7.0	15.250	5.9	15.000	5.7	14.100	86.350	4
346	Luke Folwell	HOGC	5.4	13.900	5.0	13.500	6.0	14.100	6.6	16.200	5.5	14.000	5.0	13.400	85.100	5
339	Evgeniy Gryshchenko	Hinckley	5.4	12.050	5.1	13.350	5.3	12.650	6.2	15.700	5.9	14.950	6.2	14.750	83.450	6
360	Sam Hunter	Unattached	6.3	14.500	6.1	12.450	5.3	14.100	6.6	16.000	5.6	13.200	5.9	13.050	83.300	7
301	Robert Payne	Loughborough Students	5.3	13.200	5.2	13.750	5.5	13.350	6.2	15.450	4.9	14.000	4.3	13.000	82.750	8
362	Grant Gardiner	Woking	4.9	14.000	4.5	12.750	5.4	13.600	5.4	14.800	5.0	14.150	5.0	12.450	81.750	9
341	Guillaume Augugliaro	Pole Espoir Avignon	5.0	13.250	5.2	13.300	5.7	14.250	5.4	14.500	5.6	13.100	4.7	12.000	80.400	10
324	James McGranaghan	Europa	4.7	13.600	4.7	12.850	4.6	13.400	5.4	14.700	4.9	12.700	4.6	12.900	80.150	11
333	Melvin Ornek	Netherlands	5.0	13.050	4.9	13.600	5.3	13.200	5.4	14.300	4.8	12.650	5.0	13.300	80.100	12
337	Carlo van Minde	Netherlands	5.2	14.000	3.7	11.100	5.1	13.100	6.2	15.200	5.1	13.300	5.7	13.350	80.050	13
319	Matthew Hennessey	City of Newcastle	5.3	14.000	4.6	12.400	4.8	12.900	5.4	14.650	4.4	13.200	3.8	12.100	79.250	14
347	Luke Carson	HOGC	4.9	13.300	4.9	13.100	4.5	12.400	5.4	14.550	4.5	12.900	4.8	12.900	79.150	15
355	Theo Seagar	Bury	6.4	15.450	4.0	10.100	4.4	11.000	6.6	15.800	5.8	12.550	5.7	14.150	79.050	16
334	Boudewijn de Vries	Netherlands	4.3	13.100	4.9	13.350	4.8	12.950	4.6	13.800	3.2	12.500	4.7	13.200	78.900	17
349	Ahmad Thomas	HOGC	5.0	13.700	4.2	12.250	5.0	13.350	5.4	14.600	4.7	12.700	4.5	11.700	78.300	18
356	Tom Rawlinson	City of Leeds	5.2	13.100	4.1	10.050	4.7	13.100	5.4	14.350	4.8	13.400	4.9	13.800	77.800	19
357	Matthew Firth	City of Leeds	5.6	13.250	5.7	13.100	5.0	12.600	6.2	14.050	5.3	13.600	5.1	11.150	77.750	20
358	Sam Fern	City of Leeds	4.8	13.300	5.2	12.550	6.3	13.350	4.6	13.700	4.7	12.000	3.7	12.150	77.050	21
359	Gwilym Hooson	City of Leeds	4.7	13.100	4.7	12.350	1.8	10.900	4.6	14.000	4.1	13.300	3.6	12.800	76.450	22
312	Vincent Copp	Harrow	4.9	13.600	4.9	12.900	3.9	11.950	5.4	14.450	3.5	12.850	4.1	10.600	76.350	23
317	Robert Hunter	City of Newcastle	4.7	13.150	3.5	12.050	4.3	12.750	5.4	14.450	4.2	11.800	3.7	12.000	76.200	24
348	Alex Hedges	HOGC	5.0	13.400	3.8	11.850	3.9	11.800	5.4	14.450	4.0	12.400	3.8	12.050	75.950	25
328	Ben Taylor	Notts	5.3	14.050	3.9	8.950	4.5	11.900	6.2	15.500	4.2	12.500	4.6	12.850	75.750	26
332	Jorian Ilbrink	Netherlands	4.9	13.250	4.6	11.450	5.1	12.700	5.4	14.600	4.6	11.100	4.1	11.700	74.800	27
342	Benjamin Anikine	Pole Espoir Avignon	4.8	13.200	3.2	9.600	4.1	12.750	5.4	14.600	3.7	10.150	3.9	11.600	71.900	28
318	Mukunda Measuria	City of Newcastle	3.6	12.350	3.0	10.900	2.4	11.200	4.6	13.550	3.0	12.100	3.3	10.450	70.550	29
304	Mitchell Jarvis	Loughborough Students	4.6	12.250	2.9	9.600	4.1	10.850	5.4	14.350	4.0	11.400	3.0	11.500	69.950	30
307	Geoff Reilis	Tolworth	4.6	13.300	2.9	9.200	3.3	10.150	5.4	14.300	3.8	11.700	2.7	11.000	69.650	31
335	Bart Deurloo	Netherlands	5.6	14.600	5.1	12.150	4.6	13.150	6.2	15.200	5.3	11.600	0.0	0.000	66.700	32
138	Ryan McKee	City of Glasgow	5.4	14.050	4.2	10.500	3.0	11.100	6.2	15.050	3.8	13.100	DNC	DNC	63.800	33
327	Adam Hedges	Manx	3.5	12.250	2.9	10.800	2.6	10.850	3.8	13.100	2.8	11.500	1.7	2.250	60.750	34
321	Steven Jehu	Exeter	6.2	13.000	4.3	12.800	5.4	13.750	6.2	14.900	DNC	DNC	DNC	54.450	35	
338	Ivan Buljha	Hinckley	5.5	14.050	5.1	13.000	0.0	0.000	0.0	0.000	4.9	13.300	4.5	13.100	53.450	36
311	Clinton Purnell	Barry YMCA	DNC	DNC	DNC	DNC	5.2	13.550	5.4	14.500	4.7	11.900	4.1	11.000	50.950	37
303	James Henderson	Loughborough Students	4.8	13.100	3.4	11.800	4.0	11.400	5.4	14.000	DNC	DNC	DNC	50.300	38	
330	Jake Houtby	Notts	4.8	11.900	3.9	11.600	DNC	DNC	4.6	13.950	3.0	11.500	DNC	DNC	48.950	39
300	Nathaniel Loney	Loughborough Students	DNC	DNC	4.7	11.600	3.5	11.400	DNC	DNC	4.3	12.700	3.9	12.250	47.950	40
313	Anthony O'Donnell	Harrow	DNC	DNC	3.9	10.050	4.4	11.350	DNC	DNC	4.1	12.300	3.9	12.250	45.950	41
323	Nathan Jones	Dynamo	4.8	12.600	0.0	0.000	0.0	0.000	5.4	14.700	3.9	11.000	0.0	0.000	38.300	42
302	Robert Blackman	Loughborough Students	DNC	DNC	5.2	13.500	3.7	12.100	DNC	DNC	3.8	12.300	DNC	DNC	37.900	43
322	Tom Barnes	Rushmoor	5.3	12.750	3.1	8.050	DNC	DNC	5.4	14.150	DNC	DNC	DNC	34.950	44	
326	Joseph Smith	Manx	4.6	13.400	DNC	DNC	DNC	DNC	4.2	13.450	2.8	7.500	DNC	DNC	34.350	45
331	Kas Van Weelden	Netherlands	5.9	14.650	0.0	0.000	0.0	0.000	6.2	13.800	0.0	0.000	0.0	0.000	28.450	46
308	Adam Boshier	Tolworth	2.8	6.900	DNC	DNC	DNC	DNC	4.0	12.400	DNC	DNC	DNC	DNC	19.300	47
351	Louis Smith	HOGC			6.7	15.750	0.0	0.000	0.0	0.000	0.0	0.000	0.0	0.000	15.750	48
316	David Mott	South Essex	DNC	DNC	5.8	12.600	DNC	DNC	DNC	DNC	DNC	DNC	DNC	DNC	12.600	49