













Gymnova London Development Open
Levels 1, 4
Sunday 14th March 2010

Final Individual Positions, Level 3

| No | Name | Club | Age |  |  |  |  |  |  | TOTAL | U8 POS | OUT POS |
|-----|-----------------------|--------------------|-----|---|---|---|---|--|---|--------|--------|---------|
| | | | | Score | Score | Score | Score | Score | Score | | | |
| 215 | Korben Fellows | City of Birmingham | U8 | 9.800 | 9.700 | 8.700 | 9.100 | 9.500 | 9.550 | 56.350 | 1 | |
| 220 | Nathan Adams | South Essex | U8 | 9.250 | 9.500 | 9.000 | 8.900 | 9.600 | 9.150 | 55.400 | 2 | |
| 207 | Thomas Paradise | Baskervilles | U8 | 9.250 | 9.800 | 8.950 | 9.400 | 8.900 | 9.000 | 55.300 | 3 | |
| 209 | Leo Paddock | City of Bristol | U8 | 9.500 | 9.400 | 8.450 | 9.100 | 7.400 | 8.500 | 52.350 | 4 | |
| 222 | James Harris | South Essex | U8 | 9.300 | 8.350 | 8.250 | 9.000 | 8.800 | 8.550 | 52.250 | 5 | |
| 213 | Danny Ross-Horton | Hawth | U8 | 9.150 | 7.300 | 8.300 | 9.250 | 9.100 | 8.900 | 52.000 | 6 | |
| 237 | Peter Keynes | Notts | U8 | 9.450 | 8.200 | 7.200 | 9.000 | 8.600 | 8.650 | 51.100 | 7 | |
| 235 | Henry Richards | Notts | U8 | 9.000 | 8.300 | 7.850 | 8.500 | 8.800 | 8.500 | 50.950 | 8 | |
| 221 | Joseph Pearce | South Essex | U8 | 8.550 | 8.050 | 8.200 | 8.900 | 8.200 | 8.750 | 50.650 | 9 | |
| 224 | Drew Ladell | South Essex | U8 | 9.450 | 7.500 | 7.600 | 8.250 | 9.100 | 8.700 | 50.600 | 10 | |
| 234 | Conor McGrath | Notts | U8 | 9.500 | 9.300 | 7.350 | 6.000 | 9.400 | 8.850 | 50.400 | 11 | |
| 223 | Ethan Hunter | South Essex | U8 | 8.900 | 7.500 | 7.850 | 9.000 | 8.700 | 8.300 | 50.250 | 12 | |
| 216 | Aaron Dougherty | Manx | U8 | 9.100 | 7.300 | 8.050 | 8.700 | 8.000 | 8.050 | 49.200 | 13 | |
| 214 | Alex Leek | Lincoln | U8 | 8.600 | 8.100 | 6.500 | 8.950 | 8.900 | 7.800 | 48.850 | 14 | |
| 233 | Sam Parton | Marriotts | U8 | 8.550 | 8.600 | 6.600 | 8.700 | 8.600 | 7.650 | 48.700 | 15 | |
| 226 | Harrison Langridge | South Essex | U8 | 8.800 | 6.000 | 8.000 | 8.450 | 8.800 | 8.200 | 48.250 | 16 | |
| 236 | Jacob Clarke | Notts | U8 | 9.250 | 7.100 | 6.850 | 8.500 | 8.600 | 7.900 | 48.200 | 17 | |
| 217 | Joshua Morrison | Manx | U8 | 8.750 | 6.400 | 7.450 | 8.700 | 7.900 | 8.750 | 47.950 | 18 = | |
| 219 | Kyle Kerr-Miller | Sapphire | U8 | 9.150 | 7.850 | 6.800 | 9.000 | 7.600 | 7.550 | 47.950 | 18 = | |
| 208 | Andrew Ingate | Harrow | U8 | 9.100 | 7.600 | 7.900 | 6.000 | 8.700 | 8.100 | 47.400 | 20 | |
| 205 | Stefan Mitsis | Northampton | U8 | 9.500 | 6.800 | 6.450 | 8.200 | 8.000 | 7.350 | 46.300 | 21 | |
| 218 | Keaton Spry | Dynamo | U8 | 8.550 | 7.400 | 6.650 | 8.350 | 6.600 | 8.650 | 46.200 | 22 | |
| 210 | Sam Nightingale | Colchester | U8 | 9.300 | 6.000 | 6.800 | 8.250 | 7.600 | 7.600 | 45.550 | 23 | |
| 225 | Roman Elliot | South Essex | U8 | 8.350 | 7.400 | 7.000 | 6.000 | 8.400 | 8.250 | 45.400 | 24 | |
| 229 | Harry Bryant | Portsmouth | U8 | 8.200 | 6.400 | 6.000 | 8.500 | 7.800 | 7.800 | 44.700 | 25 | |
| 228 | Leikaydon Fisher | Croydon | U8 | 8.450 | 6.800 | 7.000 | 8.150 | 7.700 | 6.100 | 44.200 | 26 | |
| 227 | Noah Payne | Croydon | U8 | 8.150 | 5.000 | 7.700 | 7.700 | 8.000 | 6.500 | 43.050 | 27 | |
| 206 | Rachon Campbell | Northampton | U8 | 8.250 | 7.100 | 6.400 | 8.950 | 6.000 | 5.600 | 42.300 | 28 | |
| 212 | Ethan Nightingale | Colchester | U8 | 7.550 | 5.200 | 6.450 | 8.250 | 7.000 | 5.950 | 40.400 | 29 | |
| 211 | Callum Chambers | Colchester | U8 | 7.600 | 5.200 | 5.500 | 7.800 | 6.900 | 6.200 | 39.200 | 30 | |
| 230 | Billy Franklin | Portsmouth | U8 | 6.300 | 6.400 | 5.150 | 8.100 | 7.200 | 5.850 | 39.000 | 31 | |
| 232 | Philippe Newton Young | Portsmouth | U8 | 6.050 | 3.800 | 4.500 | 8.300 | 5.300 | 6.600 | 34.550 | 32 | |
| 204 | Sam Willmott | Dynamo | OUT | 7.000 | 8.700 | 7.450 | 8.600 | 8.900 | 7.500 | 48.150 | | 1 |
| 203 | Jack Fairless | Dynamo | OUT | 8.200 | 6.100 | 8.000 | 8.700 | 7.200 | 6.300 | 44.500 | | 2 |
| 202 | Jimmy Boyle | Portsmouth | OUT | 8.250 | 5.400 | 5.250 | 8.800 | 5.400 | 5.500 | 38.600 | | 3 |
| 239 | Reon Curling | Croydon | OUT | 7.850 | 4.000 | 4.550 | 8.150 | 6.600 | 5.350 | 36.500 | | 4 |

Final Individual Positions, Level 4

| No | Name | Club | Age |  |  |  |  |  |  | TOTAL | U14 POS |
|-----|-------------------|-------------------|-------|---|---|---|---|--|---|--------|---------|
| | | | | Score | Score | Score | Score | Score | Score | | |
| 250 | George Bartlett | Lincoln | InAge | 8.000 | 8.500 | 8.350 | 9.450 | 9.100 | 9.250 | 52.650 | 1 = |
| 263 | Andrew Plant | Notts | InAge | 9.250 | 8.300 | 8.100 | 8.650 | 9.100 | 9.250 | 52.650 | 1 = |
| 245 | Daniel Lee | Hawth | InAge | 8.400 | 6.800 | 9.000 | 9.200 | 9.500 | 9.150 | 52.050 | 3 |
| 247 | Henry Howe | Waveney | InAge | 8.650 | 8.150 | 8.400 | 9.100 | 8.900 | 8.800 | 52.000 | 4 |
| 244 | Ben Vye-Parminter | Hawth | InAge | 8.600 | 9.000 | 8.200 | 8.900 | 9.000 | 8.150 | 51.850 | 5 = |
| 253 | Dominic Sesto | Camden | InAge | 8.550 | 7.300 | 8.650 | 9.300 | 8.800 | 9.250 | 51.850 | 5 = |
| 260 | Wesley Roper | Pipers Vale | InAge | 7.850 | 8.100 | 8.500 | 9.450 | 8.300 | 8.900 | 51.100 | 7 |
| 249 | Lewis Graham | City of Newcastle | InAge | 8.100 | 7.900 | 7.800 | 8.700 | 9.200 | 8.850 | 50.550 | 8 = |
| 265 | Brandon Boutcher | Dynamo | InAge | 8.350 | 6.700 | 8.700 | 9.000 | 8.700 | 9.100 | 50.550 | 8 = |
| 251 | Connor Rajek | West Lothian | InAge | 7.800 | 8.600 | 8.250 | 8.600 | 8.600 | 8.400 | 50.250 | 10 |
| 241 | Grant Cox | Harrow | InAge | 7.550 | 9.300 | 8.150 | 9.100 | 7.700 | 7.400 | 49.200 | 11 |
| 252 | Theo Gayle | Camden | InAge | 8.200 | 7.800 | 7.650 | 8.800 | 8.400 | 8.250 | 49.100 | 12 |
| 242 | Conor Moffatt | Harrow | InAge | 8.400 | 7.600 | 8.200 | 9.200 | 7.200 | 8.300 | 48.900 | 13 |
| 256 | Glenn Yates | Manx | InAge | 7.050 | 8.100 | 8.300 | 9.400 | 8.100 | 7.250 | 48.200 | 14 = |
| 257 | Anton Ivshin | Manx | InAge | 7.550 | 7.600 | 7.750 | 9.000 | 7.800 | 8.500 | 48.200 | 14 = |
| 261 | Joshua Perkin | Notts | InAge | 7.700 | 7.400 | 7.350 | 9.200 | 7.600 | 8.900 | 48.150 | 16 |
| 248 | Joshua Cooper | Forest of Dean | InAge | 8.250 | 7.750 | 7.800 | 9.100 | 8.500 | 6.400 | 47.800 | 17 |
| 258 | James Reece | Norwich | InAge | 8.250 | 7.500 | 7.500 | 8.600 | 8.300 | 7.350 | 47.500 | 18 |
| 243 | Jacob Parkin | Brighton & Hove | InAge | 7.600 | 8.000 | 6.650 | 9.100 | 8.700 | 6.950 | 47.000 | 19 |
| 266 | Cameron Pallatt | Hinckley | InAge | 8.400 | 7.000 | 7.750 | 8.550 | 6.700 | 8.450 | 46.850 | 20 |
| 254 | Hugo Bennetts | Camden | InAge | 8.400 | 6.600 | 7.000 | 8.350 | 7.800 | 8.150 | 46.300 | 21 |
| 255 | Christian Cox | Avondale | InAge | 9.000 | 6.450 | 7.100 | 7.800 | 6.800 | 8.050 | 45.200 | 22 |
| 259 | Mitchell Bagley | Sapphire | InAge | 6.100 | 8.100 | 6.800 | 8.600 | 6.300 | 6.800 | 42.700 | 23 |
| 264 | Jacob Taylor | HOGC | InAge | 6.850 | 7.200 | 3.650 | 8.800 | 6.500 | 6.500 | 39.500 | 24 |